

# CRAFTSMANSHIP



FOSTERING A NEW AND COMPETITIVE  
APPROACH TO CRAFTS AND SEMI-INDUSTRIAL  
HIGH ADDED-VALUE SECTORS

## The Art of Ceramic

ITALIA



Cofinanziato dal  
programma Erasmus+  
dell'Unione europea

L'autore è il solo responsabile di questa comunicazione e la Commissione declina ogni  
responsabilità sull'uso che potrà essere fatto delle informazioni in essa contenute.



Cofinanziato dal  
programma Erasmus+  
dell'Unione europea

# CRAFTSMANSHIP

THE ART OF CERAMIC

## CONTENTS

TECHNIQUE .....	4
FINAL PRODUCT .....	6

## THE ARTISAN MATERIA CERAMICA LABORATORIO: 30 YEARS OF HISTORY

Materia Ceramica is the artisan laboratorio of processing and decoration of the ceramic of Maria Antonietta Taticchi. The history of this artisan began in 1975, when it was accepted as an apprentice in the laboratorio of Guido Montanari in Deruta; in 1986 she started up her first workshop, Il pozzo delle ceramiche: situated, as the current one, in the historical center of Perugia, with a unique and privileged point of view on the wonders of the town and the Umbrian landscape.

The ability that has been transferred to her by Deruta's master craftsmen, is put at the service of a way of understanding the original ceramic painting in comparison with the themes of the long Umbrian artistic tradition: at the center of the objects hand-painted by Maria Antonietta there are the overall views of the Umbrian territories, landscapes and medieval towns, especially of Perugia, the result of both a careful perspective study and an uncommon manual skill in the use of the brush.

### ARTISTIC CERAMICS: THE ORIGINAL COLLECTIONS

This is how the Collections that are still offered in the catalog of ceramics "Materia Ceramica" are born: "Visioni", "Paesaggio", "Alberi" represent a strong tribute to the places in which they were conceived, the historic center of Perugia and the Umbrian countryside, Lake Trasimeno and the surrounding hills.

The new laboratory, active since 2015, also offers a new line of innovative ceramics and design through the project from which it takes its new name, "Materia Ceramica" in which the shapes of objects become the result of a research experimentation that is implemented in a dynamic way, giving life to totally original creations. Still contemporary and innovative is the collection line "Abstract", always of recent conception, through which we apply an idea of less conventional painting, performed not only by brush but also by sponges and other tools.

### CERAMIC ACCESSORIES AND CONTEMPORARY POTTERY


Alongside the use and decorative objects, Materia Ceramica also offers jewelry and accessories designed and made entirely in the laboratorio: not only necklaces, bracelets, key rings, but also ceramic bow - ties, hand-painted and completely customizable, and design objects, like the Pink-Lamp, created from a prototype printed in 3D.

When you visit the laboratorio of Maria Antonietta Taticchi you make a journey into the world of ceramics at 360 degrees, which allows you to discover not only the stages of processing the clay, but also places of historical and landscape interest, as well as methods innovative and original to make the ancient job of the craftsman.

## TECHNIQUE

We are going to illustrate the steps for making a ceramic necklace: you take a piece of clay and divide it in three pieces that are identical as much as possible.

We start to work the pieces of clay giving them a spherical shape.





The  
Art of  
Ceramic

When the sphere is finished, we start making other kind of forms.




Once the forms have been made, we take a 4mm small tube and make a hole in each mould.



The  
Art of  
Ceramic




When our objects (pottery) have been pierced, we put those in the kiln at 980°degrees. After the 1° fired, those objects are painted with some glazes; in this case we use a black color and a transparent one, and we try to cover homogeneously each pottery.




8




9




10



11




12




13

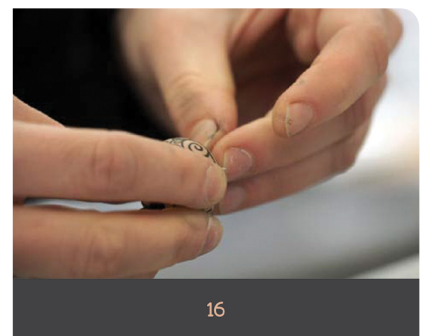
After they have been painted, the ceramics are glazed again (II° fired) at 950° degrees, to vitrify the glaze. We take a thread that could be made of suede, or other material, and we proceed with the realization of the necklace. We can decorate the necklace with other metallic materials, to your liking.



14



15





16



17

## The Art of Ceramic

Finally, the clasp is carried out: a noose is made at one end of the wire, and a ball is attached in the other end, to go into the noose.



The  
Art of  
Ceramic

## FINAL PRODUCT

Here it is: the necklace is done.



The Art of  
Ceramic